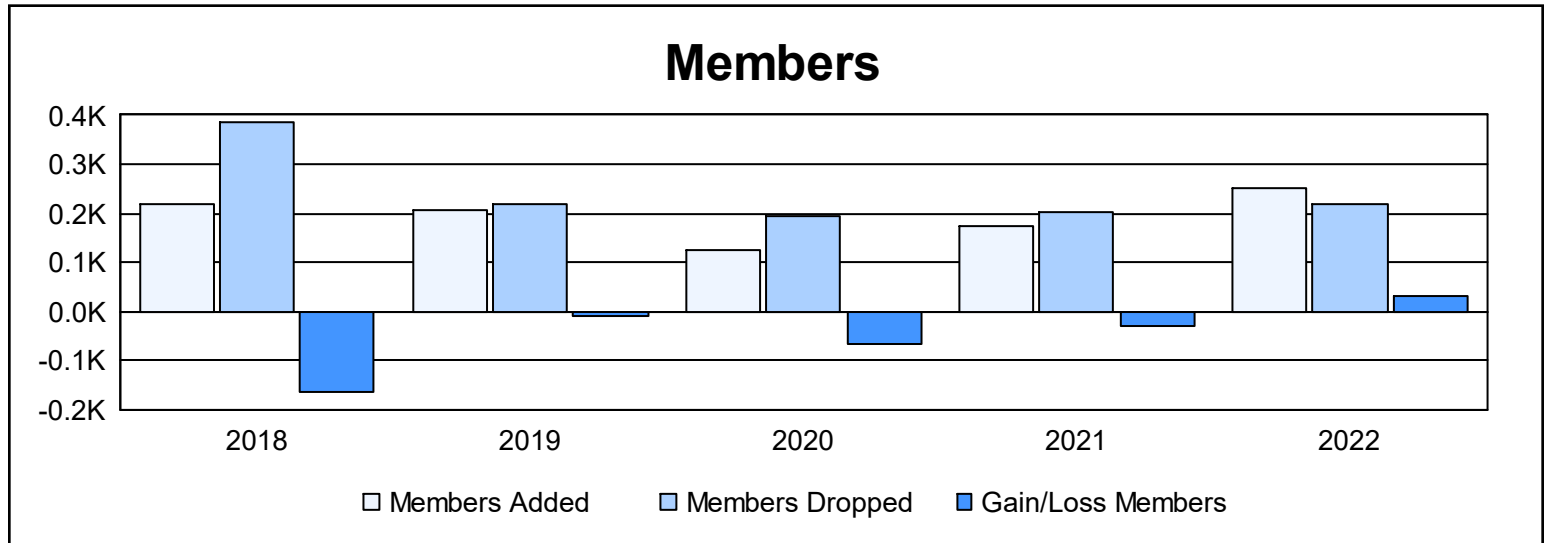
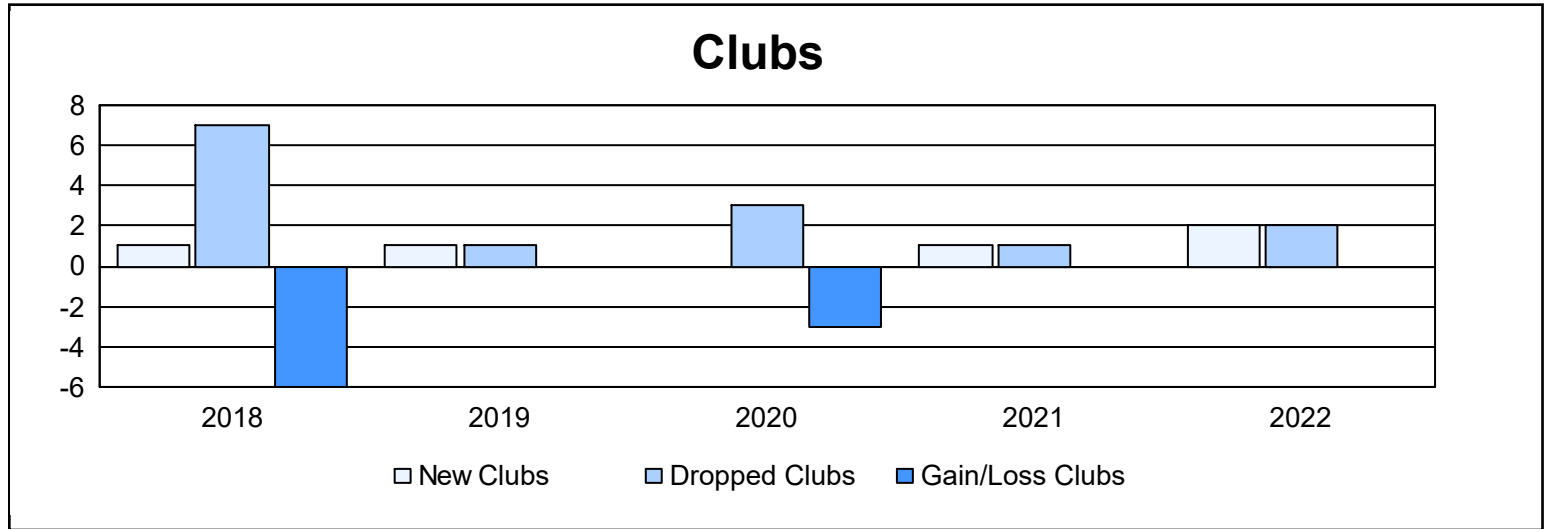
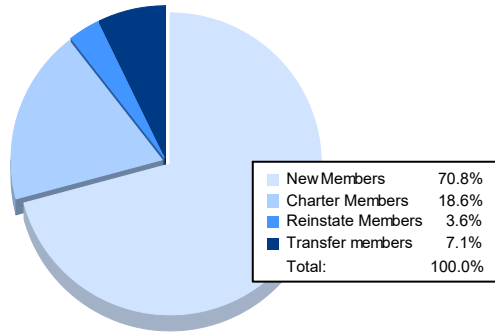


| Year | New Clubs | Dropped Clubs | Gain/ Loss Clubs | New Members | Charter Members | Reinstate Members | Transfer Members | Total Member Added | Total Members Dropped | Gain/ Loss Members |
|----------------|-----------|---------------|------------------|-------------|-----------------|-------------------|------------------|--------------------|-----------------------|--------------------|
| 2017-2018 | 1 | 7 | -6 | 152 | 44 | 6 | 17 | 219 | 385 | -166 |
| 2018-2019 | 1 | 1 | 0 | 163 | 23 | 9 | 13 | 208 | 219 | -11 |
| 2019-2020 | 0 | 3 | -3 | 111 | 0 | 4 | 12 | 127 | 195 | -68 |
| 2020-2021 | 1 | 1 | 0 | 116 | 44 | 5 | 8 | 173 | 202 | -29 |
| 2021-2022 | 2 | 2 | 0 | 179 | 47 | 9 | 18 | 253 | 220 | 33 |
| Average | 1 | 3 | -2 | 144 | 32 | 7 | 14 | 196 | 244 | -48 |



Membership Composition June 2022 Cumulative



Gender Composition June 2022 Cumulative

